

1. Overview

Pressure transmitter is kind of device based on pressure layer, which inside expert integrate circuit can transform sensor milli-volt signal to standard far distance transmission current signal, and it can be directly joined with computer joint clip, control instrument, aptitude instrument or PLC etc. conveniently. The series' product is applied extensively in the professions, such as the industry process control, petroleum, chemical engineering and metallurgy etc. Carry the distance delivers and can adopt electric current exportation method.

The pressure transmitter have the physical volume small, the weight is light, the whole stainless steel seals completely the structure, can work in the causticity environment. That product installs the convenience simple and direct, have the very high anti- to flap to pound at the function with anti-, be apply in the process to control extensively, aviation, aerospace, automobile, medical treatment equipments, HVAC etc. realm.

2. Shape dimension and installation

Figure 1 is the shape for the Hirschmann contact.



图 1

Figure 2 is a direct fuse shape.




图 2

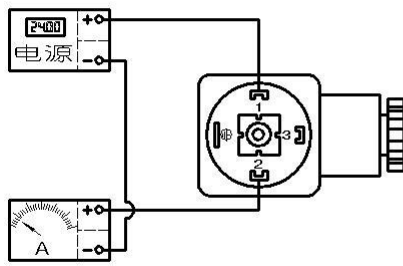
3 Technique index sign

Power: 24 VDC;
Output: 4~20 mA;
Accuracy: 0.5% F.S;

4. Electric Connection

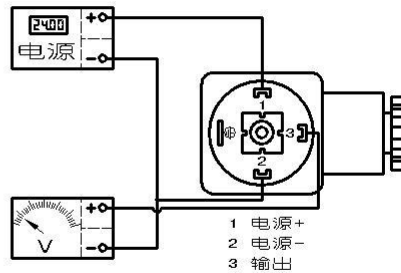
4.1 The Hirschmann structure electricity conjunction is as follows the diagram a, b:

2线电流



a

电压输出



b

4.2 Direct fuse structure electricity conjunction:

Electric current:

- Red line: 24 VDC;
- Green line: The electric current output.

Electric voltage:

- Red line: 24 VDC;
- Blue line: Power supply-;
- Yellow line: The electric voltage output+.

5、 Installation method

- (1) Chose the place where can operate and vindicate easily to install
- (2) Keep away from vibration source as far as possible;
- (3)Keep away from hot source as far as possible;
- (4)Had better pass the valve door and measure the piping conjunction
- (5) Use wrench to clamp the six square of transmitter when installed.
- (6)Operate the Hirschmann deal with contact and link the place and can't turn to move with the outer shell.

6、 Safety usage notice

- (1) Be careful when the transmitter is carried and installed, so that can avoid the collision to influence the function of the circuit;
- (2)Change to send to the machine to enter to press there is the insulation film slice in, absolutely not to artificial touch to touch with the foreign body.
- (3)The electricity conjunction please act according to strictly to connect the line method, connect the line mistake and will result in the damage of enlarge the electric circuit
- (4) Please contact with our company if they have problems when installed and used. When products take place abnormality, please do not open to repair by yourself, you should contact with the factory in time.